



# COMMERCIAL PILOT LICENCE (CPL)

YOUR TICKET TO A CAREER IN AVIATION



#TheSkyIsCalling

# PREPARE TO BECOME A PROFESSIONAL PILOT

Are you ready to start your journey to becoming a professional pilot? Obtaining a **Commercial Pilot Licence (CPL)** is your ticket to an aviation career, as it will allow you to take on paid flying work as a professional pilot.

To commence CPL training, you will first need to have completed your Recreational Pilot Licence (RPL) and Private Pilot Licence (PPL). You can then commence CPL theory, where you will learn more advanced flight techniques and procedures. After passing your CPL theory exams you can start CPL flight training, and also begin building up your flight hours.

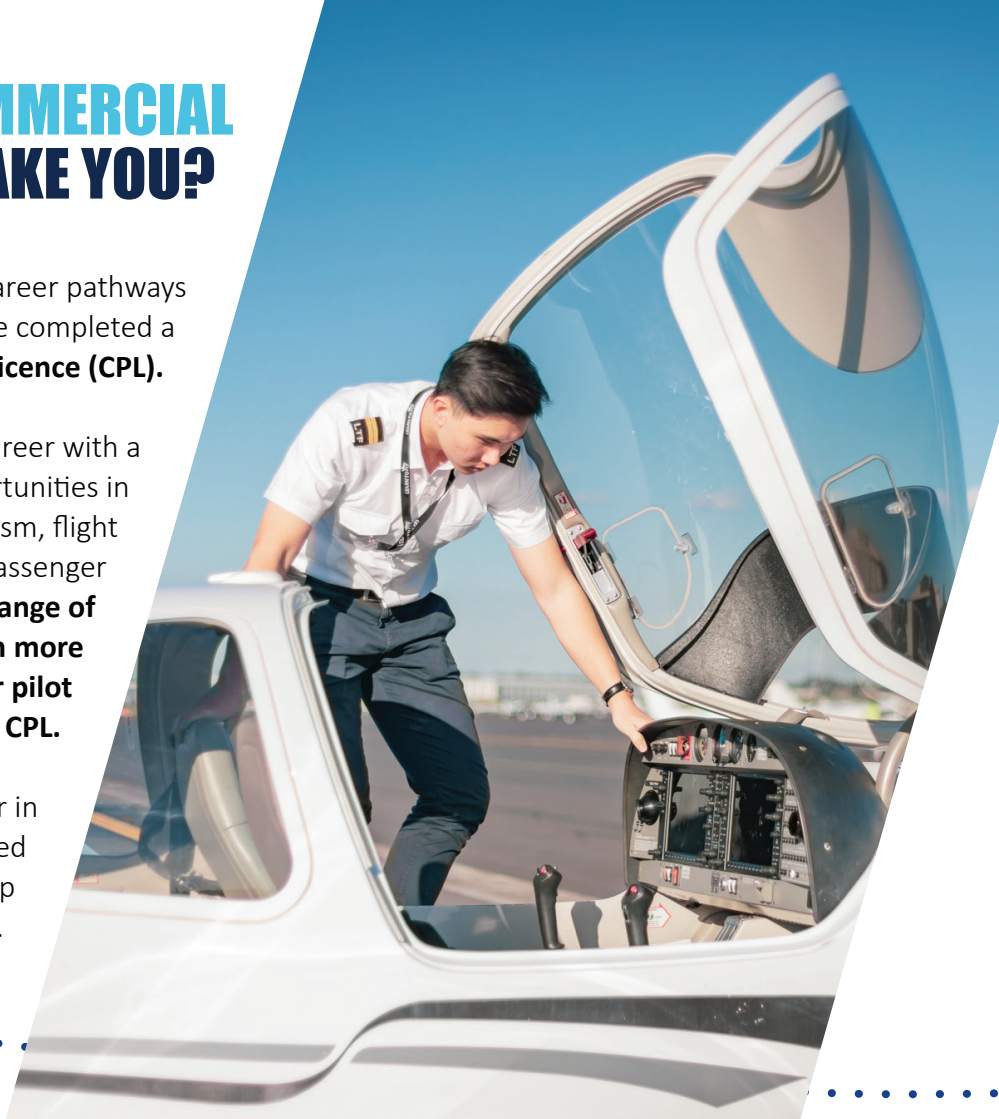
After building at least 150 command hours you will be able to take the CPL flight test and prepare for a career in aviation!

# WHERE CAN A COMMERCIAL PILOT CAREER TAKE YOU?

There are a range of exciting aviation career pathways available to you once you have completed a **Commercial Pilot Licence (CPL)**.

Aside from working towards a career with a commercial airline, there are pilot opportunities in a number of industries including tourism, flight training, agriculture, logistics and passenger transport. **We also have an extensive range of courses that allow you to upskill in even more areas to be best prepared to start your pilot career once you achieve your CPL.**

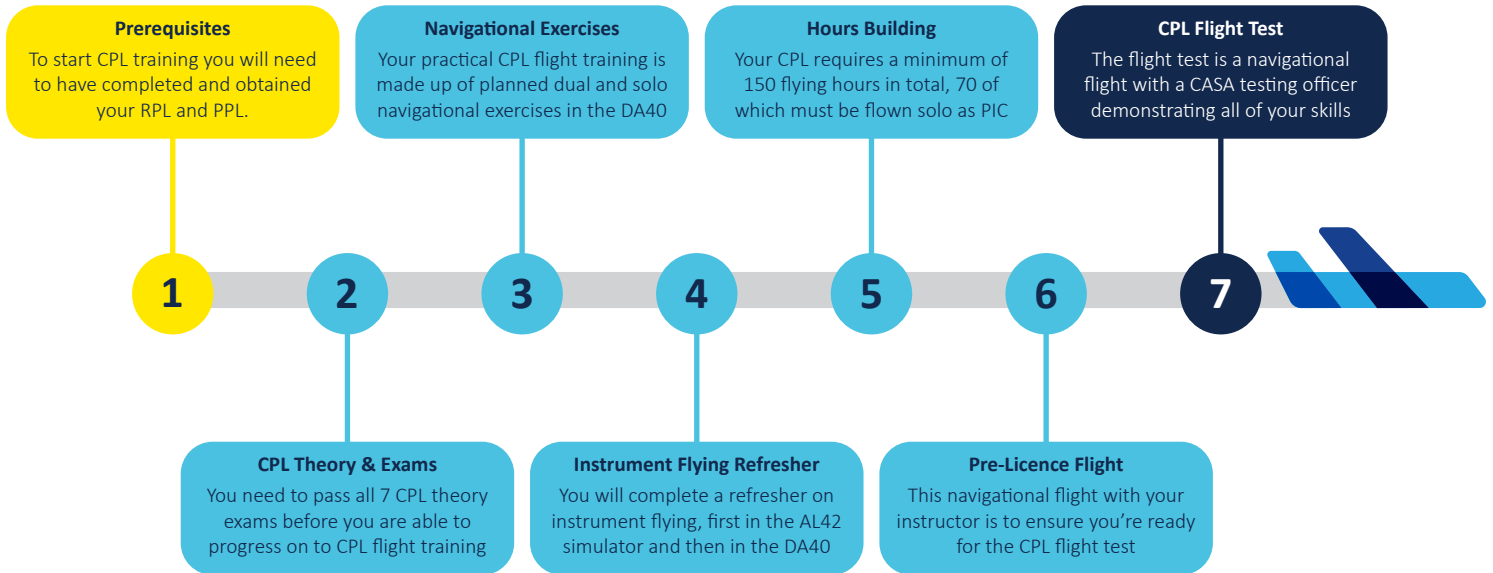
If you are working towards a pilot career in India, Learn To Fly also offers an extended CPL course with additional syllabus to help you meet Indian DGCA requirements.





# TRAINING PROCESS & COURSE SYLLABUS

# COMMERCIAL PILOT LICENCE (CPL) - COURSE PROCESS



# COMMERCIAL PILOT LICENCE (CPL) - THEORY SYLLABUS

## CPL Aircraft General Knowledge (CSYA)

The general knowledge component of CPL training includes powerplants, aircraft systems, barometric flight instruments, gyroscopic flight instruments, aeronautical radio telephony, radio waves, propellers, constant speed units, and undercarriage systems.

## CPL Meteorology (CMET)

Advanced meteorological theory in the CMET unit looks at composition of the atmosphere, heat, temperature, pressure and humidity, atmospheric stability, clouds and precipitation, visibility, wind, air masses and fronts, flight consideration, synoptic meteorology, weather services, and climatology.

## CPL Flight Rules & Air Law (CLWA)

Advanced air law topics covered in the CLWA unit include documentation, flight crew licencing, flight rules and conditions of flight, air service operations, aerodromes, airspace, altimetry, emergencies, accidents and incidents, security, airworthiness and equipment.

## CPL Navigation (CNAV)

Continuing from what you learned during RPL and PPL theory, you will develop a deeper understanding of the form of the earth, time in relation to aviation activities, charts and publications, navigational computations, pilot navigation and radio navigation.

## CPL Human Factors (CHUF)

This comprehensive human factors unit covers health and fitness, alcohol and drugs, blood donations, hyperventilation, atmospheric pressure changes, vision, spatial disorientation and illusions, motion sickness, acceleration 'g' effects, hypoxia, information processing and decision making, stress and fatigue, ergonomics, TEM (Threat and Error Management), and crew coordination.

## CPL Aerodynamics (CADA)

This unit explores advanced aerodynamic theory including Bernoulli's Theorem and the Coanda Effect, as well as a more detailed insight into lift, drag, thrust, power, manoeuvres, effects of aircraft performance, stability, and aerodynamics design features.

## CPL Performance (CFPA)

CFPA theory takes a detailed look at topics including density height, take-off and landing, climb, cruise and descent performance, weight calculations, loading, flight planning, ETP (Equal Time Point), PNR (Point of No Return), diversions, ALAs (Aeroplane Landing Areas), and fuel calculations.

## CPL Exams

CPL exams are conducted by CASA. The pass mark for all subjects is 70%, except for the Flight Rules and Air Law (CLWA) exam which is 80%.

# COMMERCIAL PILOT LICENCE (CPL) - FLIGHT TRAINING SYLLABUS

## Aircraft Familiarisation (DA40)

If you have completed your RPL and/or PPL training in a different aircraft, then you will need to familiarise yourself with the Diamond DA40 before commencing the training syllabus.

## Hours Building

Your CPL requires you to have a total of 150 hours with 70 flown solo (as Pilot-in-Command) as a legal minimum. In order to gain the required 70 hours of Pilot-In-Command time, you will be given planned navigation exercises.

## CPL Navigation Exercises (Dual)

CPL flight training consists of mainly navigation exercises. Some of these flights are dual training flights with your instructor to demonstrate your skills, knowledge and efficiency for scenarios relevant to commercial flying situations.

## CPL Navigation Exercises (Solo)

You will complete a number of planned solo navigation exercises, including a cross-country flight totalling at least 540km (300NM) with full stop landings at two aerodromes different from the aerodromes of departure.

## Navaid Training (Simulator) & Nav Instrument Flying

During your training you will complete a refresher on instrument flying and the operation of navigation aids with your instructor. This will first be conducted in the Alsim AL42 simulator, and then as a practical flight exercise in the DA40.

## Pre-Licence Flight

Once you have completed the flight training requirements you will perform a summary flight, where the instructor will check if you are up to CPL standard before sending you for your CPL flight test.

## CPL Flight Test

During the test flight, the testing officer will check if you can effectively demonstrate all that you have learnt throughout your flight training. If they are satisfied with your knowledge and skills, you will be awarded your Commercial Pilot Licence.

# CPL COURSE DURATION



**FULL TIME 6 MONTHS**

Flying and studying 4-5 days per week



**PART TIME 12+ MONTHS**

Flying and studying 1-2 days per week

\*Average duration based on past students. Course duration will depend entirely on individual student time commitment.



# AIRCRAFT SELECTION





# DA40

## Diamond Aircraft

Continental CD-135 Engine/Lycoming IO-360

Garmin G500 or Garmin G1000 Avionics

Maximum Take-Off Weight (MTOW) 1150/1200kgs

Cruising Speed 130kts

4 Seater





# FLIGHT PACKAGE & PAYMENT OPTIONS





# COMMERCIAL PILOT LICENCE (CPL) - FLIGHT PACKAGE



Package	Diamond DA40
Practical Flight Training (Dual)	20 Hours
Pilot In Command (Solo) - Single Engine	60 Hours
Simulation Training	2 Hours
Ground School and Briefings	15 Hours
VTC, VNC, WAC (East & West) + ERSA	✓
CPL Theory Books + NAV Workbook + CPL Theory Online Subscription x 7 Subjects	✓
CPL Practice Exmas x 7 Subjects	✓
CPL Flight Test Fee	✓
Uniform	✓
Online Student Portal Access	✓
<b>COST</b>	<b>\$40,950</b>

You may be required to purchase ancillary items not provided in the package, including Aviation Medical Check, additional competency and flight test flying hours (if required), landing fees at other airports during navigational flights, CPL theory exam fees and aircraft solo hire for test flight. Prices are in AUD and are subject to change. You will be charged based on the current pricing schedule at the time of booking. Current as at December 2023.

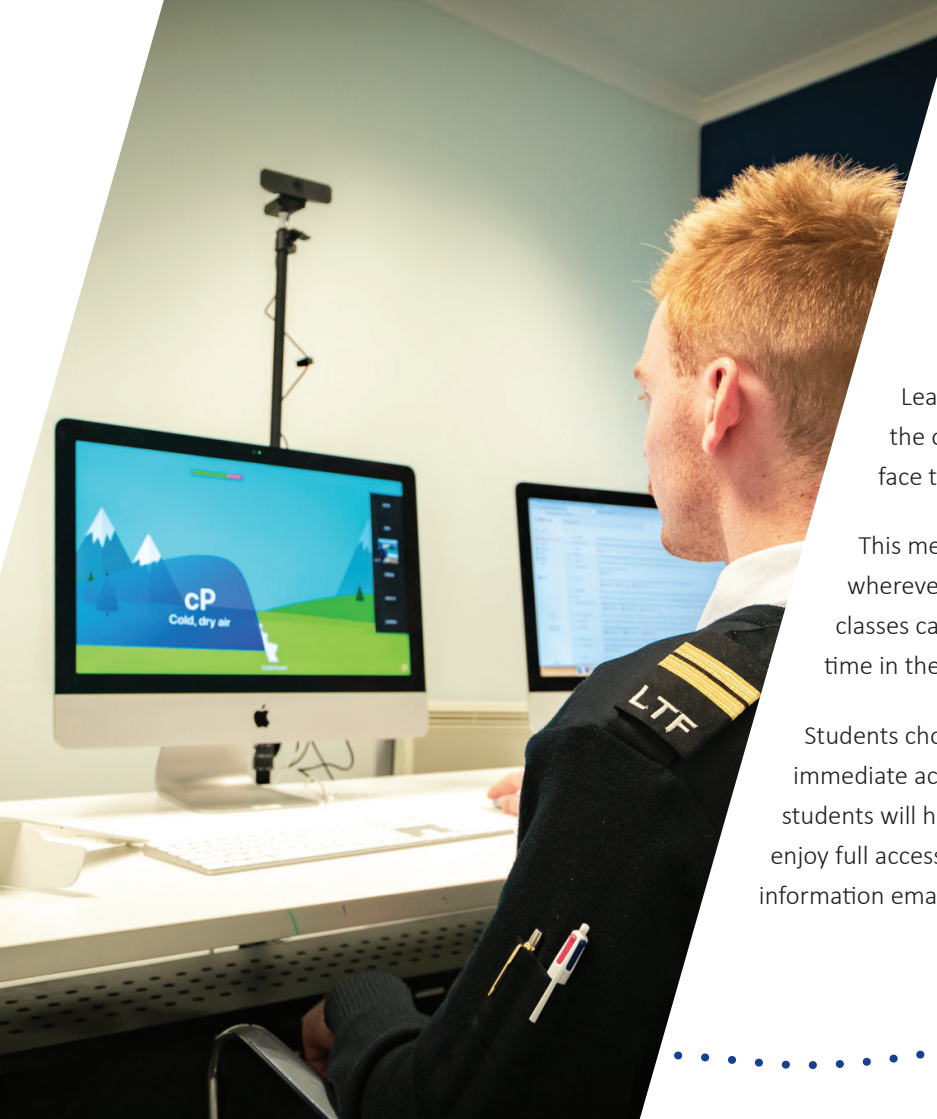
# PAY AS YOU FLY - PRICING

	<b>Diamond DA40</b>	Dual \$498/hr Solo \$398/hr
	<b>Online CPL Theory (7 Subjects)</b>	\$3,450
	<b>Ground School &amp; Briefings</b>	\$95/hr
	<b>Flight Test Fee</b>	\$990

Pay As You Fly rates do not include the purchase of required items including simulation hours, course theory materials, exams, flight tests, uniform and logbooks, or access to the Learn To Fly online student portal. Please email [hello@learntofly.edu.au](mailto:hello@learntofly.edu.au) for any cost-related enquiries. Prices are in AUD and are subject to change. You will be charged based on the current pricing schedule at the time of booking. Current as at December 2023.



# ONLINE TRAINING OPTIONS

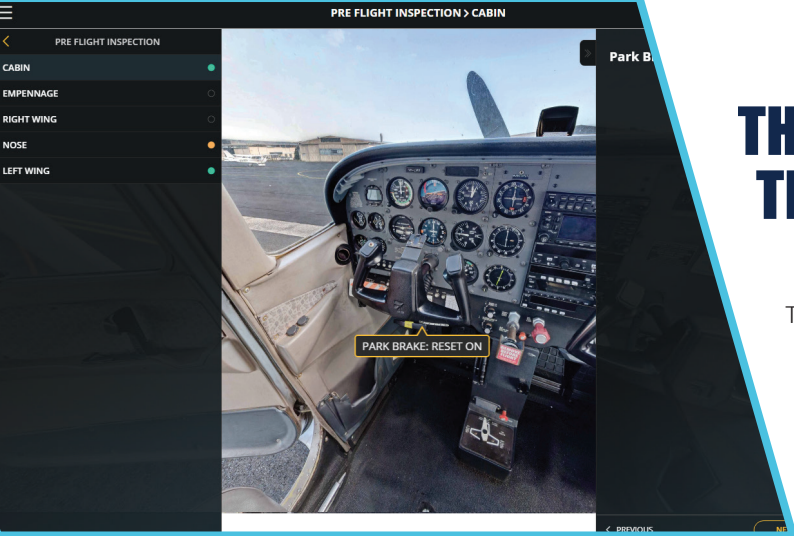


# FLEXIBLE OPTIONS TO COMPLETE YOUR THEORY TRAINING

Learn To Fly embraces the latest technology to allow you the option to complete your theory training in traditional face to face classes, or online.

This means that you can complete your theory training from wherever you are in the world, at your own pace. Online theory classes can be offered as a live online class, or watched at any time in the Learn To Fly Student Portal by subscription.

Students choosing our Flight Package payment option will have immediate access to all features of the portal. Pay As You Fly students will have access to limited features in the portal, but can enjoy full access with the purchase of a Theory Package. For more information email [hello@learntofly.edu.au](mailto:hello@learntofly.edu.au).



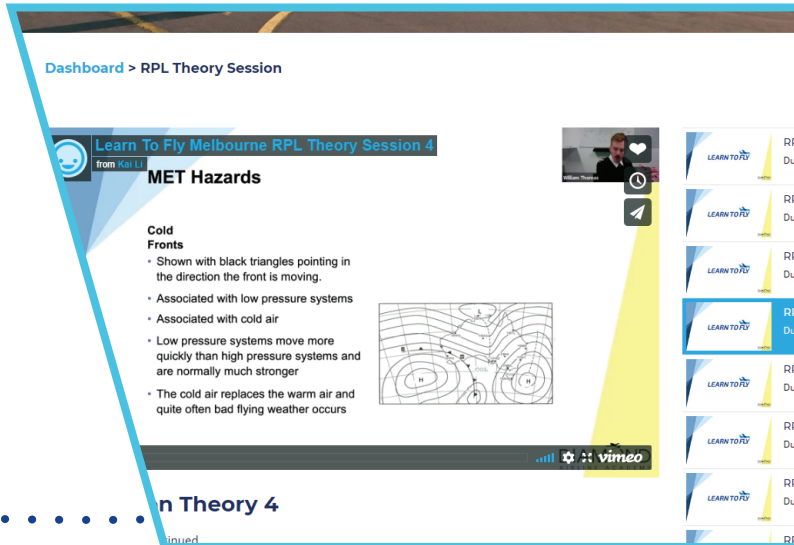
# THE LTF STUDENT PORTAL LETS YOU TRAIN ANYTIME, ANYWHERE

The Learn To Fly Online Student Portal takes your flight training to the next level, allowing you to access state-of-the-art features to **advance your learning anytime, anywhere.**

## Aircraft Procedural Training with V360E Virtual Cockpit

We are the first flight school in Australia to offer access to 360 degree virtual cockpit environments using the V360E platform.

This amazing technology allows students to view the cockpit and run through detailed checklists and procedures, better preparing you for your time in the actual aircraft. Only available with Flight/Theory Package purchase.



## Online Theory Training

Our student portal gives you 24 hour access to each of the individual ground theory training sessions in your chosen course, conducted by an experienced instructor and recorded live. You can watch and re-watch theory sessions as many times as you like. Only available with Flight/Theory Package purchase.



# TRACK YOUR TRAINING PROGRESS AND PREPARE FOR SUCCESS

Preparation is the key to success, and the Learn To Fly Online Student Portal gives students and their instructors the ability to see exactly how they are progressing through a course.

## Live Flight Training Sequence Updates

The portal allows students to track their progression through every component of their course, with links to important information and each task overseen directly by their primary Learn To Fly Flight Instructor.

## Mock Exams

For students preparing for their theory exams, the portal offers timed mock exams that simulate the actual exam environment, so you are as prepared as possible for the real thing. Only available with Flight/Theory Package purchase.

## MOCK EXAMS

Dashboard > RPL Mock Exams

### Examination and Task list

Item ID	Examination and Task	Completed by	Link
RPL-1	RPL Mock Exam 1		<a href="#">Take exam</a>
RPL-2	RPL Mock Exam 2		<a href="#">Take exam</a>
RPL-3	RPL Mock Exam 3		<a href="#">Take exam</a>

## Dashboard > RPL Flight Training Sequence

Student may require the following documents to complete the RPL training:

CAR 1988, CASR Part 61, CAO, ERSA, VFRC, Bob Tait PPL Book VOL 1 & 2, VTC map

## Flight Training Sequence

Examination and Task	Completed by	Link	Status
ARN Application	Lesson 1 EOC	<a href="#">Click here</a>	Completed
Aviation Security Identity Card	Lesson 1 EOC	<a href="#">Click here</a>	Completed
Class 1 OR Class 2 Medical Check	Lesson 4 Turning	<a href="#">Click here</a>	Completed
Aircraft Engineering Paper	Lesson 4 Turning	<a href="#">Download</a>	Completed
Pre-Solo Assignment	Lesson 7 Circuit		Completed
Pre-Solo Exam	Lesson 11 Circuits Flapless	Not available	Result pending
AELP Test	Lesson 11 Circuits Flapless		Completed
FROL	Lesson 11 Circuits Flapless	<a href="#">Take exam</a>	Incomplete
Pre-Area Solo Assignment	Lesson 18 Solo Circuits 2		Completed
Aircraft Questionnaire	Lesson 18 Solo Circuits 2	<a href="#">Take exam - Sling</a>	Incomplete
Pre-Area Solo Exam	Lesson 20 Forced Landing	Not available	Result pending
RPL Assignment	Lesson 24 First Training Area Solo		Incomplete



## **OUR GRADUATE: PETER (CHUN KI) CHEUNG**

*"I have completed my CPL training with Learn To Fly Melbourne. LTF provides a wonderful learning environment, the great fleet of modern aircraft and their friendly instructors are always there to help. I am also planning to complete my Multi-Engine Command Instrument Rating and the Flight Instructor Rating. LTF is definitely like my second family!" – Peter (Chun Ki) Cheung from Hong Kong*



# CONTACT US

## Melbourne, Australia (Headquarters)

22-24 Northern Avenue  
Moorabbin Airport, Victoria, Australia 3194  
1300-532-768 | [hello@learntofly.edu.au](mailto:hello@learntofly.edu.au)

## Singapore

Level 22, OUE Downtown 2  
6 Shenton Way, Singapore 068809  
+65 8668 0591 | [hello@learntofly.edu.au](mailto:hello@learntofly.edu.au)

## Hong Kong

Unit 22, 10/F Block C, Tong Yuen Factory Building  
505 Castle Peak Road, Cheung Sha Wan, Kowloon  
+852 9180 5616 | [hello@learntofly.edu.au](mailto:hello@learntofly.edu.au)

Scan QR code to subscribe, follow or schedule a meeting

